



Tattynuckle Road, Fivemiletown, Co. Tyrone. BT75 OSR

email: bothwellfarm@live.co.uk

Rosanna Bothwell
General Manager
M: +44 (0)7739 326195

Harold Bothwell
Proprietor
M: +44 (0)7889 809193

Callum Rennie
Sales Manager
M: +44 (0)7545 144480

First choice for strength and quality



www.bothwellfarmsupplies.com • T: +44 (0) 28 8952 1170

Contents

Sheep Gates	3
Feed Barriers	4-5
Dividing Gates	6-7
Drinkers	8
Stokbord	9
Agritubel Headlocks	10-11
Calving Equipment	12-13
Crush Gates	14
Cow Cubicles	15
Rubber Matting	16
Cow Mattresses	17
Polydome Hutches	18-19
Agricultural Sheds	20-21
Industrial Projects	22
Equine Supplies	23



First choice for strength and quality

Bothwell Farm Supplies (BFS) are located outside Fivemiletown on the Tyrone and Fermanagh border.

We are a family run business that comprises of two key industries. Not only do we manufacture and supply our own agricultural livestock equipment, we also manufacture and erect Agricultural and Industrial buildings.

Additionally, BFS are CE Marked for their Factory Process Control (EN1090-1:2009+A1:2011) and have obtained welding certificates up to Execution Class 2

2018 is an exciting time for BFS as we are growing our business further to include Equine Supplies. This is due to a long-standing family interest and subsequent experiences in the equine industry. To kick-start this we are going to start by manufacturing stable fronts and partitions. Our overall aim is to become a main supplier for stabling needs.

See Page
21



Sheep Gates

The sheep gates are manufactured in our workshop to suit both the farmer and the livestock.

Options include:

- Feed barrier with adjustable bar and small escape gate
- Feed barrier with adjustable bar / no side gate
- Feed barrier with diagonals for individual spaces

We also supply dividing gates and sheep slats to suit your flock.



We can also supply sheep slats



Feed Barriers

Our standard feed barriers are made from 60.3 x 3mm pipe and 42.4 x 2.5mm pipe.

Hot dipped galvanised finish

Options include:

- Feed barriers with no base
- Feed barriers with timber base
- Feed barriers with stokbord base

80 x 40 x 3.2mm box is used for frame to hold timbers or stokbord

Designed to reduce ear tag loss.

Feed barriers made from 76mm pipe are available. Recommended for larger stock.

Another option includes adding an adjustable rail along the feed barrier making it suitable for younger stock.

We can manufacture feed barriers in our workshop to suit non-standard spaces.


Customer Review

Very happy with the strength and design of the Bothwell products. The service they offered was great and I would recommend Bothwell Farm Supplies to anyone thinking of constructing new cattle facilities.

Jason Smyth



We can manufacture feed barriers in our workshop to suit non-standard spaces.



Dividing Gates

Dividing gates are composed of a back (length defined by the client) and a front (panel, latch, creep, man escape.)

The front is made from 60.3 x 3mm pipe. The end that slides in is made from 48.3 x 3mm.

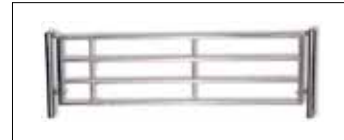
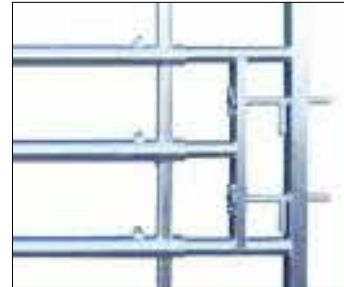
They are adjustable in length, ranging from 3-6ft up to 19-22ft.

Hot dipped galvanised finish

Options include:

- Drinker end
- Calf creep end
- Panel end
- Latch end
- Man escape
- Headlock
- One-way gate system

There is a choice of 4-bar or 5-bar dividing gates depending on customer preference and stock size.



Non-adjustable gates can be manufactured to order



Drinkers

Suppliers of:

- La Buvette drinkers
- Fisher Drinker
- JFC Drinker

We also manufacture our own steel galvanised drinkers. This includes free-standing frames; bolt to wall and tip-over. Sizes range from 2ft to 8ft.

Stainless steel drinkers – various sizes available.



Stokbord

An ideal replacement for timber and sheet metal. Versatile product that can be used on a wide range of agricultural products such as dividing gates, crushes, doors and all types of feed barriers.

- Provides great shelter for animals during the winter
- Easy cleaned
- Will not hold bacteria
- Cannot rot and absorb moisture
- Durable and flexible



Agritubel Headlocks

Agritubel Headlocks. Includes: 1 head space up to 10 head spaces

Specifications:

- Model manufactured using 60.3mm and 42.4mm tube
- Locking from the top using a built-in pin
- Clamp-adjustable collar
- Built-in strengthened hinge
- Individual locking of each place
- Length adjustment using brackets at each end of the panel
- 2-position operation (Locking, Self-service / Release)
- Always falls to the open position
- Noise reduction buffers
- Hot dipped galvanise finish
- Head locking yokes for younger stock also available



Calving Equipment

Calving Gates

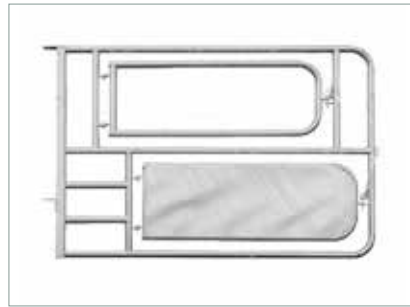
We have a range of calving gates to choose from, all varying in price to suit your budget.

Our most popular calving gate is an integrated system comprising of a headlock, operating panel and 5 dividing bars to complete the gate. This can be purchased as telescopic gate (12ft-14ft; 13-16ft) or solid to suit the space.

Other options include:

A calving gate system with a headlock attached to a 5-bar dividing gate and a removable operating panel.

A separate headlock, a removable post and sleeve and operating panel. This can be removed from the area if not required permanently.



Calf Handling

O'Neill's Calf Staller and De-horning Crate

This is a very convenient way of catching/holding calves to de-horn.

- One-man job.
- Adjustable to fit any gate up to 76mm.
- Lightweight and manoeuvrable.

Can also be used for sheep to assist with lambing and suckling.

Calf Pens

They come with wooden bases.

Pens can be joined together to maximise calf housing.

Pens can be sheeted with stokbord, if required.

Heavy duty buckets available.



Crush Gates & Equipment

Crush Gate (Heavy Duty)

Standard size is 27" (inside).

We also have the option of a 32" crush gate to suit larger stock.

The front crush gate is made from three sections. This allows the gate to open out flat. This is beneficial, if for example, the gate is opening against a wall.

An extension bar can be added so that the headlock can be closed from further down the crush run.

The crush frame has pre-existing drilled holes for a head scoop, if you want to purchase one in the future.



Head scoop

- Versatile and will fit most crush gates.
- The head scoop holds the animals head upright and reduces movement.
- The handle is extra long to allow for more leverage.
- Easily adjusted to suit various sizes of stock.
- There is less pressure on the animals' front feet when in the crush.
- The head scoop ensures great safety when dosing, dehorning or testing.

Crush race

- 114mm Posts with the option of 3-6 holes.
- Choice of 60mm and 48mm galvanised rails.
- Creates a safe run with no sharp edges for cattle to catch on.
- Run can also be made of panel gates instead of rails

Customer Review

Review – 'I recently purchased a cattle handling facility. The project was designed on the farm to suit our needs by their experienced sales person. The equipment has made the job quicker, simpler and safer using good quality materials.'

Ian Armstrong, Omagh.

Cow Cubicles

Range includes:

- Single row
- Head to head
- Wall mounted
- Super-space
- Heifer cubicles
- Calf cubicles
- Old style cubicle loop
- PVC Brisket pipe available with heavy duty brackets



Rubber Matting

Rubber mat with interlocking edges

Size: 6ft x 3.9ft. **Thickness:** 25mm

Weight: Approx 53kg. This prevents movement of the mat.

- Honeycomb underside for maximum cow comfort.
- The black mat has interlocking connections on both sides.
- Choice of an economy mat and a more superior mat.



Straight edge rubber mat

- A free-standing mat.
- Can be fixed down with nails.
- Hammer top with honeycomb underside.

Thickness: 25mm

Size: 6ft x 3.9ft

Siloseal Silo Mats

'A perfect replacement.'

Size: 6ft x 4ft

Weight: 40kg

Made from recycled rubber

Less labour-intensive

UV Stable

- Cost effective with a long guarantee
- Minimal storage required



Rubber matting is also ideal for children's play areas.

Milking Parlour Pit Mats

Colour: Blue

Size: 1m x 1m Square

- Interlocking on all four sides.
- Lightweight
- Anti-slip
- Easy to clean

They improve the well-being of milking operatives as the mats create a safe, warm and comfortable pit floor when standing for long periods.



Cow Mattress

'Supreme comfort for your herd'.

The softlay system is made up of a mattress underlay of 32mm thickness and rubber top cover of 6mm.

The top-cover is non-porous with a nylon inlay. The foam does not absorb any water.

- Simple installation.
- Less hock and teat damage. Better hygiene and easier cleaning.
- It is one of the most comfortable and durable mattresses on the market!
- 10-year guarantee.



Polydome Hutches

Polydome Calf Nursery (Round) & Poly Square Calf Nursery

Standard features:

- Made from high-impact UV stabilised polyethylene
- White opaque material to block out the sun rays in the summer
- 86" Diameter x 60" high
- Weights approximately 100 pounds
- Stackable
- Easy cleaning
- Strong and durable
- Easy access bottle holder
- Bucket holder with 2 buckets
- Centre adjustable flow vent
- A fence can be erected around the square calf nursery.



Customer Review

"We have been using the Polydome hutches for many years and will continue to do so. Polydomes are excellent for starting calves. The calves definitely do better and have fewer health problems, thus saving money on vetinary bills."

Liam Keelagher

Polydome Hutches

Polydome Superhut

Standard features:

- Comes in 42" sections that easily bolt together
- 10' Wide x 76' deep x 6' tall (with 4 panels)
- Standard rear vents
- Custom made gates can be manufactured for front of hutch
- Holds up to 10 calves
- Extra panels can be added

Polydome One-piece Superhut

Standard features:

- Super Hut provides a warm, dry shelter suitable for raising animals of all sizes and breeds. Up to 6 calves can be held comfortably.
- It's totally free-standing, so you can move it anywhere—no foundation is required.
- One-Piece moulded shell
- Made from high-impact, UV stabilized polyethylene
- 98" x 106" x 72" tall
- Variable size front door openings
- Rear door opening
- Rear and top vents
- Easy cleaning



NEW! POLYDOME SUPERHUT



Agricultural Sheds

We at Bothwell Farm Supplies have always manufactured and erected Agricultural buildings. Recently we obtained EN1090-1:2009+A1:2011 (CE Marked) and therefore we are in a position to supply and erect any building up to Execution Class 2.

Cattle / Sheep House, Downpatrick

This project involved attaching a new farm shed to an existing shed. The building was supplied and erected by Bothwell Farm Supplies. Following this we put stokbord on some existing gates so that they could be made useful and suit the requirements of our customer. On the other side of the building we supplied and fitted feed barriers, dividing gates and a calving gate. Finally, the project was finished out with sheep slats and sheep gates. This is a multi-purpose shed that will be used for both cattle and sheep.

Customer Review

"I'm very pleased – Bothwell Farm Supplies did exactly what I wanted, when I wanted. The final set-up works very well and has been much admired. The first shed was such a success, that they will be back this year to put up a second shed."

Penny Hutchinson



Fibre Cement

Bothwell Farm Supplies are the Irish Stockist for Landini Fibre Cement. It is one of the few fibre cement roofing systems which is fully compressed and also comes with a thirty-year written guarantee. There are many different sizes available as well as range of colours.



Agricultural Sheds

Cattle House, Newtownards

This involved putting a shed up in between two existing sheds. This was to make better use of the yard and existing buildings. Now the farmer has a larger area for his spring calving herd.



Customer Review

"Callum, Bothwell's Sales Manager, helped design the layout and supplied all bits and pieces for our shed which is an absolute blessing. A dream come true for me and all our stock, both cattle and horses. A great job – well done!!"

Hylde Mills, Banbridge

Industrial Projects

Projects completed include:

- Cold store
- Beams for houses
- Wash rooms
- Paint shop
- Workshops
- Storage facilities



Equine Supplies

Stable Matting

Straight edged mat

Size: 6ft x 4ft, Thickness: 17mm

- Surface has good grip
- Choice of hammer top or easy sweep top, easy to clean
- The underside is grooved for drainage
- More economical with added comfort to the stable

La Buvette Drinkers

Please ask for details of the full range of Buvette drinkers.


Bluefrog Shavings

- Heat sterilised
- Dust free
- Virgin wood

Not only are these dust free shavings beneficial for the horse, they are also good for the owner due to a more dust free environment.

Internal Stables & Stable Housing

- Stable fronts and partitions.
- Galvanised steel frame.
- Choice of plastic panelling or wooden panelling.
- Standard size: 12ft front



Watch out for special starter pack offers on our website

